

Winter Devices Allowed and Not Allowed or Restricted on the Ski Slopes and Chairlifts at AFR

This list is subject to change at any time. Updated 2/2025

General Guidelines

- From the NM Ski Safety Act (State Law § 24-15-9): Prior to using any lift, you must have the knowledge and ability to load, ride, and unload safely.
- From the NM Ski Safety Act (State Law § 24-15-9): Every passenger shall have the duty to conduct himself carefully and not to wear skis/snowboards without properly securing retention devices.
- From the Your Responsibility Code: Always use devices to help prevent runaway equipment
- Sliding devices on the mountain must have metal edges
- No motorized devices allowed.
- If you have any question about our device policy, please contact mlengerich@angelfireresort.com

Allowed

Snowboards




Allowed with retention device (leash).



Skis



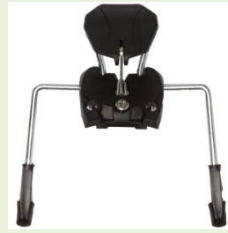
Allowed with retention device (ski brakes)



Telemark, AT, and Randonee Skis



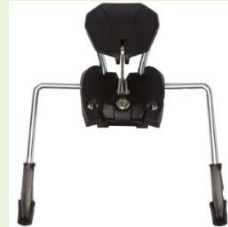
Allowed but must have retention device (clip or brakes)



Monoskis



Allowed with retention device (ski brakes)



Snowblades, Ski Skates, and Snowfeet



Allowed as long as they have metal edges and a retention device (ski brakes or strap)







Adaptive Equipment



Mono-ski, dual-ski, bi-ski, slider, outriggers, tethers are allowed. Essentially any adaptive piece of equipment that is designed for adaptive skiing is allowed as long as it is not motorized. Please contact accessibility@angelfiresort.com with questions.

Sit-ski devices should only be loaded on the detachable chairlift (Chile Express and Flyer).

<p>Ski Bikes, Trikes, and Scooters</p> 		<p>Allowed but RESTRICTED to the detachable lifts (Chile Express and Flyer only).</p> <ul style="list-style-type: none"> • Bikes must have 2 or 3 skis • Must be designed to load lift w/o slowing or stopping • Only 1 rider per bike • Device must be able to fall over if separated from rider or have a leash
<p>Snowskates / Snowdeck</p> 		<p>Allowed but RESTRICTED:</p> <ul style="list-style-type: none"> • Only allowed on the detachable lifts (Chile Express and Southwest Flyer only) • Must have retention device (leash)
<p>Boot Skis</p> 		<p>Allowed but RESTRICTED</p> <p>Must have metal edges</p> <p>You must have and use a traction device whenever walking on pavement, gravel, floors, stairs, etc.</p>

<p>Not Allowed or Restricted</p>		
<p>Snowshoes</p>		<p>Not Allowed on the ski mountain or on any lifts. Please visit the Nordic Center at the Country Club.</p>
<p>Sleds / Discs</p>		<p>Not Allowed. Sledding is not allowed on the Ski Mountain or any resort property with the exception of the kids sledding hill at the Country Club during hours of operation.</p>
<p>Cross Country Skis</p>		<p>Not Allowed</p> <p>Cross Country skis are not designed for downhill skiing. Please visit the Nordic Center to enjoy the Cross Country trails.</p>

Fat Tire Snow Bike (Mountain Bikes)



Not Allowed

Except during special events.



Unicycles are also not allowed

Snow Racer Sled or Snow Bike



Not Allowed

These devices are not allowed because they do not have metal edges and fall into the category of sleds (with sledding being prohibited on the ski mountain).

Drones



Drones are not allowed to be flown on Angel Fire Resort property without written permission from Risk Management.

You can request permission by contacting the Marketing Department at marketing@angelfireresort.com

Snow Tubes



Restricted

Only Angel Fire Resort snow tubes are allowed to be used for Tubing Operations. Ski boots are not allowed to worn while tubing.



Babies in Backpacks / Front Packs



Not allowed on chairlifts, surface lifts, and ski slopes.

Children must be able to sit in their own seat when riding a chairlift (not in a lap or in a pack). Adults may not ski/board with a child in a backpack / front pack.

